



Model Number

OIT200-F113-B12-CB

Optical high temperature identification system, 140 to 200 mm

Features

- High-temperature code carrier up to 500 °C (932 °F)
- Sturdy and compact design
- Integrated illumination

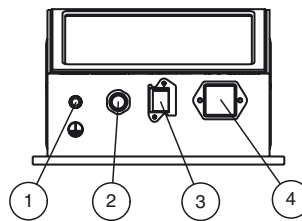
Function

The stationary scanner OIT200-F113-B12-CB is an optical identification system using the methods of industrial image processing, which finds application in automated manufacturing processes. In particular with bodyshell work, there are harsh ambient conditions, which complicate or render impossible the application of code carriers with electronic components due to cyclical changes in temperature, for example.

For this reason, the high-temperature identification system OIT is fitted with code carriers with massive metal plates provided with a perforated matrix, which can withstand temperatures up to 500 °C and high mechanical loads.

Simple installation as well as commissioning without complicated and long-winded TEACH-IN enable fast application. Plug-in connections for fast exchange of devices and the control with simple command sets through an Ethernet interface ensure very easy operation. A scratch resistant quartz glass pane, which can be replaced, if and when required, as well as the stable metal housing turn the OIT200-F113-B12-CB into a robust and powerful identification system.

Indicating / Operating means



1	Erdung
2	Trigger
3	LAN
4	Process

Electrical connection

4-pin M12 socket (Trigger)



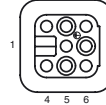
Pin	Signal
1	24 V power supply
2	not assigned
3	Ground
4	Trigger signal

8-pin Network connection (LAN)



Pin	Signal
1	Transmit data (+)
2	Transmit data (-)
3	Receive data (+)
4	not assigned
5	not assigned
6	Receive data (-)
7	not assigned
8	not assigned

8-pin Harting connection (Process)



Pin	Signal
1	Composite error output
2	External ground
3	Mode bit 1
4	Mode bit 0
5	24 V external power supply
6	24 V device power supply
7	Trigger release input
8	Device ground

Technical data

General specifications

Light source	Integrated LED lightning
Light type	infrared
Symbolologies	Hole matrix Data format: decimal Data capacity: 6 (numerical) Orientation: omnidirectional
Read distance	140 ... 200 mm (Factory setting) max. 260 mm
Reading field	210 mm x 135 mm at max. read distance
Evaluation frequency	5 Hz
Target velocity	triggered ≤ 0.5 m/s

Functional safety related parameters

MTTF _d	51 a
Mission Time (T _M)	10 a
Diagnostic Coverage (DC)	0 %

Indicators/operating means

Operation indicator	LED green: supply LED green: ready
Function indicator	Yellow LED: trigger Yellow LED: code read Red LED: pre-fault Red LED: group error

Electrical specifications

Operating voltage	U _B	24 V DC ± 15% , PELV
Operating current	I _B	250 mA without output drivers

Interface

Physical	Ethernet
----------	----------

Release date: 2016-06-14 15:45 Date of issue: 2016-06-14 194231_eng.xml

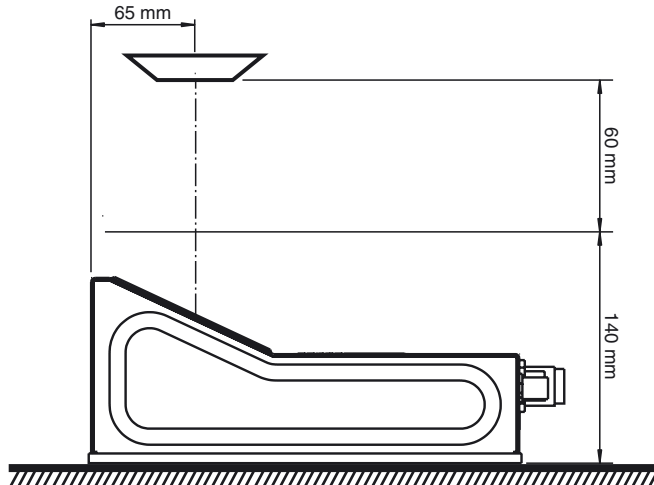
Protocol	TCP/IP
Transfer rate	100 MBit/s
Input	
Input voltage	to be applied externally 24 V \pm 15% PELV
Number/Type	1 trigger input 2 control unit inputs , optically decoupled
Input current	approx. 1 mA at 24 V DC
Output	
Number/Type	1 electronic output, PNP, optically decoupled
Switching voltage	to be applied externally 24 V \pm 15 % PELV
Switching current	100 mA each output
Ambient conditions	
Ambient temperature	0 ... 45 °C (32 ... 113 °F)
Storage temperature	-20 ... 60 °C (-4 ... 140 °F)
Mechanical specifications	
Degree of protection	IP64
Connection	8-pin Harting HAN RJ-45 5-pin M12 socket Supplied ferrite sleeve for suppression of the Ethernet cable
Material	
Housing	Metal /high-grade steel powder coated
Mass	approx. 3100 g
Compliance with standards and directives	
Directive conformity	
EMC Directive 2004/108/EC	EN 61326-1 , EN 61000-6-4
Standard conformity	
Noise immunity	EN 61326-1
Emitted interference	EN 61000-6-4:2007/A1:2011
Degree of protection	EN 60529

Approvals and certificates

EAC conformity	TR CU 020/2011
----------------	----------------

Notes

Distance Code Carrier / OIT

**Accessories****OIC-C10V2A-CB1**

Code carrier for optical high-temperature identification system, stainless steel

V8HAN-G-10M-PVC-ABG

Female cordset, Harting, 8-pin, shielded, PVC cable

V45-GP-10M-PUR-ABG-V45-G

Connecting cable, RJ-45 to RJ-45, PUR cable

V45-GP

Field-attachable "Push-Pull" connector

V45-G

Field-attachable male connector

V1S-G-10M-PVC

Cable connector, M12, 4-pin, PVC cable

V8HAN-G

Female connector, Harting, 8-pin, field attachable

OITControl

Software for OIT high temperature identification system

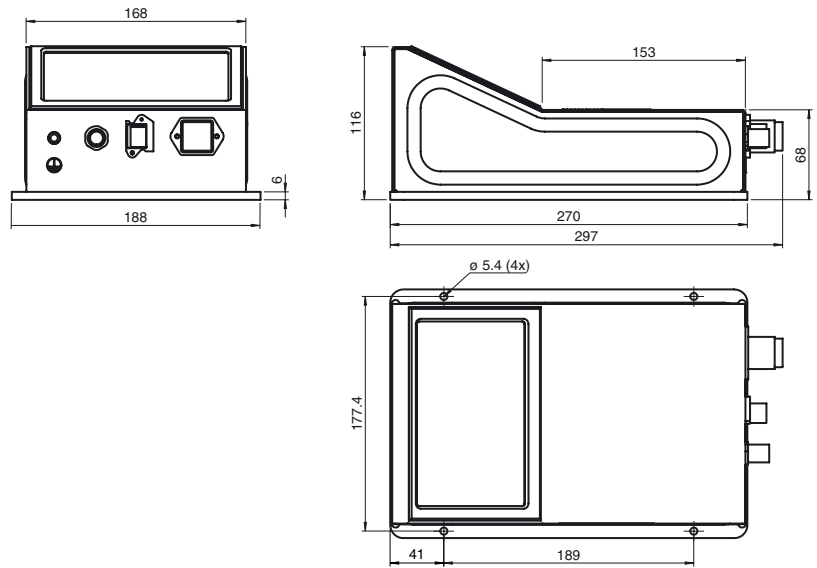
OIZ-FG500

Replacement glass for series OIT300, OIT500 and OIT1500

Other suitable accessories can be found at



Dimensions



Release date: 2016-06-14 15:45 Date of issue: 2016-06-14 194231_eng.xml